

All Rights Reserved

Materials and specifications are subject to change without notice.  
Featured machines in photos may include additional equipment. See your XCMG  
dealer for available options.



XCMG European Sales and Services GmbH  
Address: Europark Fichtenhain B 4,47807 Krefeld, Deutschland  
Tel: +49 (0) 2151 8206 890  
Fax: +49 (0) 2151 8206 899  
E-Mail: [info@xcmg-ess.de](mailto:info@xcmg-ess.de)

XUZHOU CONSTRUCTION MACHINERY GROUP IMP. & EXP. CO., LTD  
Address: No.1, Tuolanshan Road, Xuzhou Economic Developing Zone, Jiangsu, China 221004  
Tel: + 86(0) 516 8773 9703  
Fax: + 86(0) 516 8773 9230  
E-Mail: [europa@xcmg.com](mailto:europa@xcmg.com)

---

[www.xcmg.com](http://www.xcmg.com)



# Mobile Elevating Work Platforms



CE



## CONTENTS

COMPANY PROFILE	03
INTELLIGENT MANUFACTURING	06
TELESCOPIC BOOM LIFT	07



ARTICULATED BOOM LIFT	13
SCISSOR LIFT	20
CONSTRUCTION CASES	35
MARKETING & SERVICE	36



# XCMG

XCMG is the founder and pioneer of China's construction machinery. Since its establishment in 1943, XCMG has always maintained its leading position in China's construction machinery industry. At present, it ranks the 3rd in the world construction machinery industry, the top 1 in Chinese construction machinery industry, and the 395th in the world's top 500 brands. It is a large enterprise group with huge scale, complete product varieties and series, unique competitiveness and influence in China's construction machinery industry.



CHINESE CONSTRUCTION MACHINERY INDUSTRY

## TOP1




GLOBAL CONSTRUCTION MACHINERY INDUSTRY

## TOP3



## XCMG MEWP

XCMG MEWP Division develops, manufactures and sells Mobile Elevating Work Platforms and has been among the best suppliers of Mobile Elevating Work Platforms in the world. Our product includes Telescopic Boom Lifts, Articulated Boom Lifts, Scissor lifts, and as well completed solutions for safer, easier and more efficient work. The company utilizes 220,000m<sup>2</sup> and employs over 2000 staffs worldwide to offer our customers with reliable products and services. The plant has been established as high-tech, digitized, roboticized and precisely managed with fourteen intelligent production lines and hundreds of high-grade equipment interconnected.



GLOBAL MEWP MANUFACTURE

# TOP6



MOBILE ELEVATING WORK PLATFORM

# LEADING BRAND



## XCMG Europe GmbH

XCMG Europe GmbH, based in Krefeld, Germany, serves as XCMG's European headquarters and international investment platform in our mission. Our tasks are both operational and strategic. We manage collaboration with our European partners through green field investments and acquisitions. We support the XCMG European Research Center as well as the XCMG Europe Purchasing Centre, XCMG European Sales & Services and all other XCMG subsidiaries located in Europe, through services such as finance and controlling, human resources, IT and equipment leasing.

We live collaboration, we seek cooperation, we think in an integrative way and we create synergy.

With the newly founded XCMG European Sales & Services GmbH, XCMG not only opens the way to the European market in a trend-setting way, but also establishes a strategically important trading and service center outside China at the Krefeld site. This is where sales expertise and market know-how are bundled and made available to the entire XCMG Group. At the Krefeld site, we sell innovative product solutions tailored precisely to local customer needs and provide aftermarket customers with solutions and services.

## INTELLIGENT MANUFACTURING

From product development all the way to production, XCMG MEWP persists to be outstanding, professional, advanced and efficient. The production process has always been supported with high-tech and intelligent equipment and facilities, such as multiple online fiber laser automatic cutting line, CNC machining center cluster, manipulator full automatic bending machine, AGV automatic transfer robot welding line, robot high quality powder spraying line, EMS three dimensional transportation full automatic assembly line, online detection system, intelligent Internet of Things and centralized control, which enable the consistent quality of our mobile elevating work platform.

The industrial plant aims to deeply integrate the technological innovation for manufacturing process with the informatization, and to take "intelligent manufacturing" as the main developing strategy. By utilizing firstly the intelligent units, such as the Industrial Robot and the CNC machining center, and secondly the PIM software, such as automated production line, SCADA, and MES, the plant has established a complete set of manufacturing system which is equipped with information perception, optimum decision and execution control program. Consequently, the plant is capable of providing high quality, high efficient, flexible, clean, safe and responsive products for our customers.



# TELESCOPIC BOOM LIFT

## MODEL SPECTRUM



XGS22E

XGS28E

XGS40E

XGS50E

XGS58E

## HIGHLIGHTS



### Safety

Load sensing system provides overload detection and reporting, which ensures the machine not been overloaded above the specified capacities. Full configuration of safety devices, such as automatic emergency stop unit, can protect the operators from accident injuries.



### Precise control

Continuously variable transmission can be realized through the rotary speed knob and allows the machine to have better micro-mobility. The platform can be precisely adjusted to  $\pm 1.5^\circ$  which is among the best worldwide.



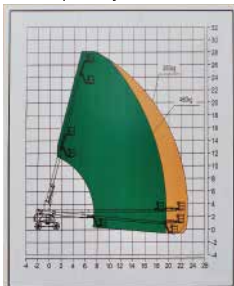
### Strong power

Four-wheel drive and oscillating axle ensure superior terrainability and outstanding gradeability, which have been taken as standard configuration for most models.



### High conversion efficiency

Most models are packed with more platform capacity than the competition, and dual-rated platform capacities up to industry-leading 460 kg provides the machine with high performance and efficiency consequently.



### Energy saving

Energy saving technology decreases the cost of ownership, and the combined optimized hydro-electrical system is moral and more friendly to the environment.



# XGS22E

Telescopic boom lift



## FEATURES

### MEASUREMENTS

22m working height  
Up to 300/460kg lift capacity

### PRODUCTIVITY

- 2.4m × 0.9m steel platform
- 4 driving wheels
- 2 steering wheels
- 45% theoretical gradeability
- Axle balance system
- Solid rubber tires
- Platform automatic leveling system
- 160° platform rotation
- Fully proportional multi-function controls
- Hydraulic oil cooler
- Drive enable
- Hourmeter record
- Tilt alarm
- Lift and lower alarm
- Drive alarm
- 360° continuous turntable rotation
- Lockable turntable cover
- High/Slow speed mode
- Turntable control box
- Engine status display
- Steering lever control
- Flashing beacon
- Emergency power unit
- 12V DC emergency power

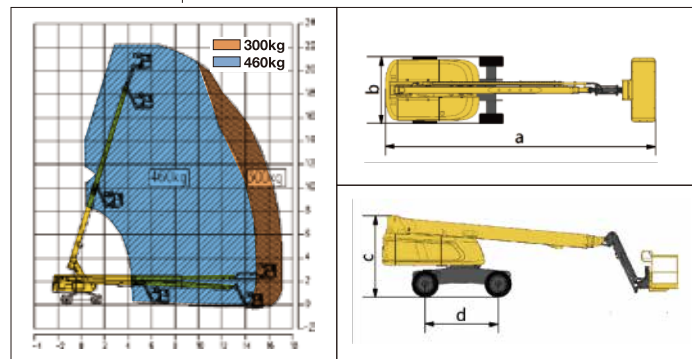
### POWER

- Engine protection devices
- Kubota Euro stage V emission

## OPTIONS

- Foam-filled rough terrain tires
- Tool tray
- Platform working light
- AC power to the platform
- Platform anti-collision device

Work Curve Graph



Item	Unit	XGS22E
Working Height	m	22
Platform Height	m	20
Working radius	m	17.2
Lift capacity	kg	300/460
Boom luffing range	°	-3~+73
Fly jib luffing range	°	-65~+70
Turntable rotation	°	360
Platform rotation	°	160
Tailswing	mm	1310
Drive Speed	km/h	6.3
Turning Radius (inside)	m	3.28
Turning Radius (outside)	m	6
Ground clearance	mm	230
Gradeability	%	45
Tires	-	36×14-20; 335/55D625
Power source	-	Kubota V2403
Rated power	kW(r/min)	36.8/2700
Fuel tank	L	150
Hydraulic tank	L	120
Weight	kg	12460
Platform size	mm	2400x900
a Length	mm	10080
b Width	mm	2490
c Height	mm	2460
d Wheelbase	mm	2500

# XGS28E

Telescopic boom lift

## FEATURES

### MEASUREMENTS

28.2m working height  
Up to 300/460kg lift capacity

### PRODUCTIVITY

2.4m x 0.9m steel platform  
4 driving wheels  
2 steering wheels  
40% theoretical gradeability  
Axle balance system  
Solid rubber tires  
Platform automatic leveling system  
160° platform rotation  
Fully proportional multi-function controls  
Hydraulic oil cooler  
Drive enable  
Hourmeter record  
Tilt alarm  
Lift and lower alarm  
Drive alarm  
360° continuous turntable rotation  
Lockable turntable cover  
High/Slow speed mode  
Turntable control box  
Engine status display  
Steering lever control  
Flashing beacon  
Emergency power unit  
12V DC emergency power

### POWER

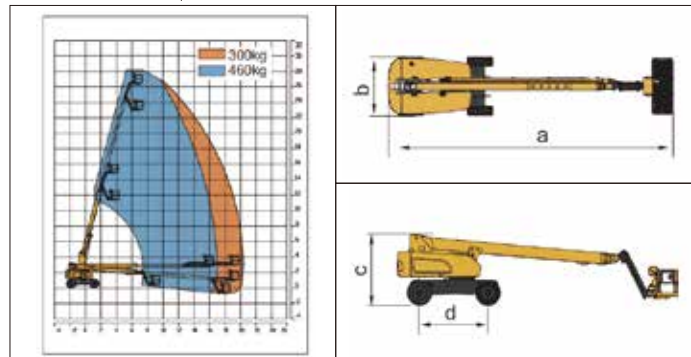
Engine protection devices  
Kubota Euro stage V emission

## OPTIONS

Foam-filled rough terrain tires  
Tool tray  
Platform working light  
AC power to the platform  
Platform anti-collision device



Work Curve Graph



Item	Unit	XGS28E
Working Height	m	28.2
Platform Height	m	26.2
Working radius	m	23
Lift capacity	kg	300/460
Boom luffing range	°	-5~+75
Fly jib luffing range	°	-64~+70
Turntable rotation	°	360
Platform rotation	°	160
Tailswing	mm	1600
Drive Speed	km/h	6.1
Turning Radius (inside)	m	3.6
Turning Radius (outside)	m	6.7
Ground clearance	mm	310
Gradeability	%	40
Tires	-	385/45-28
Power source	-	Kubota V2607
Rated power	kW(r/min)	48/2400
Fuel tank	L	180
Hydraulic tank	L	210
Weight	kg	18300
Platform size	mm	2400x900
a Length	mm	12300
b Width	mm	2490
c Height	mm	3050
d Wheelbase	mm	3000

# XGS40E

## Telescopic boom lift

### FEATURES

#### MEASUREMENTS

40.2m working height  
Up to 300/460kg lift capacity

#### PRODUCTIVITY

2.4m × 0.9m steel platform  
4 driving wheels  
4 steering wheels  
40% theoretical gradeability  
Axle balance system  
Solid rubber tires  
Platform automatic leveling system  
160° platform rotation  
Fully proportional multi-function controls  
Hydraulic oil cooler  
Drive enable  
Hourmeter record  
Tilt alarm  
Lift and lower alarm  
Drive alarm  
360° continuous turntable rotation  
Lockable turntable cover  
High/Slow speed mode  
Turntable control box  
Engine status display  
Steering lever control  
Flashing beacon  
Emergency power unit  
12V DC emergency power

#### POWER

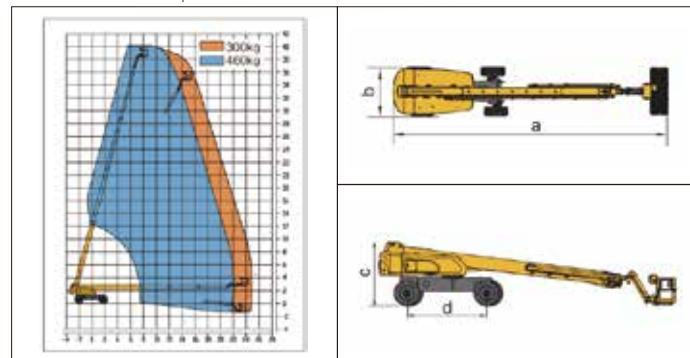
Engine protection devices  
Kubota Euro stage V emission

### OPTIONS

Foam-filled rough terrain tires  
Tool tray  
Platform working light  
AC power to the platform  
Platform anti-collision device



Work Curve Graph



Item	Unit	XGS40E
Working Height	m	40.2
Platform Height	m	38.2
Working radius	m	24.9
Lift capacity	kg	300/460
Boom luffing range	°	-6.5~+75
Fly jib luffing range	°	-60~+70
Turntable rotation	°	360
Platform rotation	°	160
Tailswing	mm	2355/1700
Drive Speed	km/h	5
Turning Radius axle retracted	(inside) m	3.3
	(outside) m	6.8
Turning Radius axle extended	(inside) m	2.4
	(outside) m	5.8
Ground clearance	mm	260
Gradeability	%	40
Tires	-	445/50D710
Power source	-	Kubota V3307
Rated power	kW(r/min)	54.6 (2200)
Fuel tank	L	180
Hydraulic tank	L	260
Weight	kg	21460
Platform size	mm	2400x900
a Length	mm	14060
b Width (axle retracted/axle extended)	mm	2490/3800
c Height	mm	3000
d Wheelbase (axle retracted/axle extended)	mm	2490/3800

# XGS50E

## Telescopic boom lift

### FEATURES

### MEASUREMENTS

50m working height  
Up to 300/460kg lift capacity

### PRODUCTIVITY

2.4m × 0.9m steel platform  
4 driving wheels  
4 steering wheels  
45% theoretical gradeability  
Solid rubber tires  
Platform automatic leveling system  
160° platform rotation  
Fully proportional multi-function controls  
Hydraulic oil cooler  
Drive enable  
Hourmeter record  
Tilt alarm  
Lift and lower alarm  
Drive alarm  
360° continuous turntable rotation  
Lockable turntable cover  
High/Slow speed mode  
Turntable control box  
Engine status display  
Steering lever control  
Flashing beacon  
Emergency power unit  
12V DC emergency power

### POWER

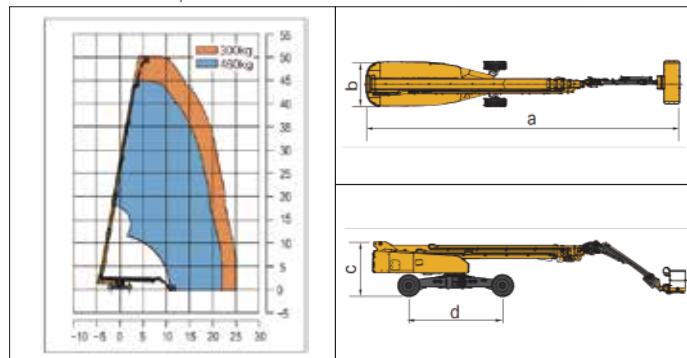
Engine protection devices  
Kubota Euro stage V emission

### OPTIONS

Foam-filled rough terrain tires  
Tool tray  
Platform working light  
AC power to the platform  
Platform anti-collision device



Work Curve Graph



Item	Unit	XGS50E
Working Height	m	50
Platform Height	m	48
Working radius	m	25.2
Lift capacity	kg	300/460
Boom luffing range	°	0~+80
Fly jib luffing range	°	-45~+75
Turntable rotation	°	360
Platform rotation	°	160
Tailswing	mm	2000
Drive Speed	km/h	4.5
Turning Radius axle retracted	(inside) m	7.6
	(outside) m	9.5
Turning Radius axle extended	(inside) m	2.8
	(outside) m	6.6
Ground clearance	mm	400
Gradeability	%	45
Tires	-	455/50D710 24
Power source	-	Kubota V3307
Rated power	kW(r/min)	55.4/2200
Fuel tank	L	200
Hydraulic tank	L	250
Weight	kg	24440
Platform size	mm	2400x900
a Length	mm	17460
b Width (axle retracted/axle extended)	mm	2490/5030
c Height	mm	3000
d Wheelbase (axle retracted/axle extended)	mm	5220/4590

# XGS58E

Telescopic boom lift

## FEATURES

### MEASUREMENTS

58.6m working height  
Up to 230/450kg lift capacity

### PRODUCTIVITY

- 2.4m × 0.9m steel platform
- 4 driving wheels
- 4 steering wheels
- 45% theoretical gradeability
- Solid rubber tires
- Platform automatic leveling system
- 160° platform rotation
- Fully proportional multi-function controls
- Hydraulic oil cooler
- Drive enable
- Hourmeter record
- Tilt alarm
- Lift and lower alarm
- Drive alarm
- 360° continuous turntable rotation
- Lockable turntable cover
- High/Slow speed mode
- Turntable control box
- Engine status display
- Steering lever control
- Flashing beacon
- Emergency power unit
- 12V DC emergency power

### POWER

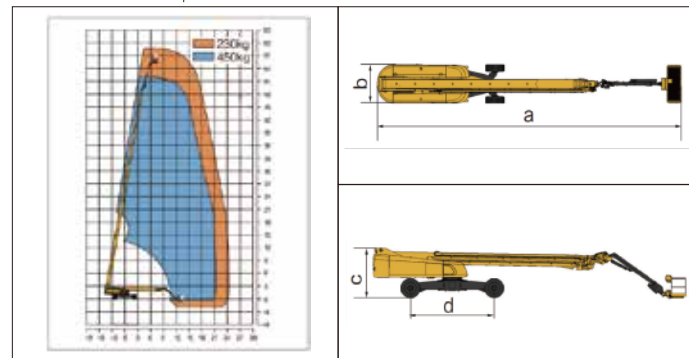
- Engine protection devices
- Cummins Euro stage V emission

## OPTIONS

- Foam-filled rough terrain tires
- Tool tray
- Platform working light
- AC power to the platform
- Platform anti-collision device



Work Curve Graph



Item	Unit	XGS58E
Working Height	m	58.6
Platform Height	m	56.6
Working radius	m	24.8
Lift capacity	kg	230/450
Boom luffing range	°	-1~+80
Fly jib luffing range	°	-45~+75
Turntable rotation	°	360
Platform rotation	°	160
Tailswing	mm	2320
Drive Speed	km/h	4.5
Turning Radius axle retracted	(inside) m	7.6
	(outside) m	9.5
Turning Radius axle extended	(inside) m	2.8
	(outside) m	6.6
Ground clearance	mm	250
Gradeability	%	45
Tires	-	455/55-25 R28
Power source	-	Cummins F3.8
Rated power	kW(r/min)	75/2200
Fuel tank	L	200
Hydraulic tank	L	250
Weight	kg	27900
Platform size	mm	2400x900
a Length	mm	19450
b Width (axle retracted/axle extended)	mm	2490/5030
c Height	mm	3070
d Wheelbase (axle retracted/axle extended)	mm	5220/4590

# ARTICULATED BOOM LIFT

## MODEL SPECTRUM



XGA16E

XGA18E

XGA20E

XGA16ACE

XGA18ACE

XGA20ACE

## HIGHLIGHTS

### Safety

Load sensing system provides overload detection and reporting, which ensures the machine not been overloaded above the specified capacities. Full configuration of safety devices, such as automatic emergency stop unit, emergency lowering system, and chassis tilt protection can protect the operators from accident injuries.



### Precise control

Continuously variable transmission can be realized through the rotary speed knob and allows the machine to have better micro-mobility. The platform can be precisely adjusted to  $\pm 1.5^\circ$  which is among the best worldwide.



### Flexible

Two-stage compact boom and small tail swing allow for more flexible rotation in narrow working space and faster setup as well.



### High conversion efficiency

Most models are packed with more platform capacity than the competition, and dual-rated platform capacities up to industry-leading 460 kg provides the machine with high performance and efficiency consequently.



### Energy saving

Energy saving technology decreases the cost of ownership, and the combined optimized hydro-electrical system is moral and more friendly to the environment.



# XGA16E

Articulated boom lift

## FEATURES

### MEASUREMENTS

16.63m working height  
Up to 256/350kg lift capacity

### PRODUCTIVITY

- 1.83m×0.76m steel platform
- 4 driving wheels
- 2 steering wheels
- 45% theoretical gradeability
- Axle balance system
- Solid rubber tires
- Platform automatic leveling system
- 160° platform rotation
- Fully proportional multi-function controls
- Hydraulic oil cooler
- Drive enable
- Hourmeter record
- Tilt alarm
- Lift and lower alarm
- Drive alarm
- 355° non-continuous turntable rotation
- Lockable turntable cover
- High/Slow speed mode
- Turntable control box
- Engine status display
- Steering lever control
- Flashing beacon
- Emergency power unit
- 12V DC emergency power

### POWER

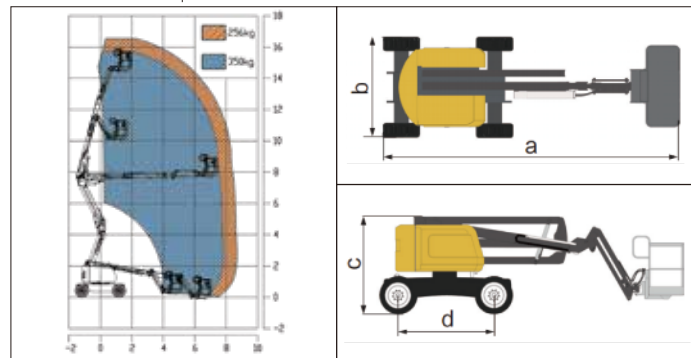
- Engine protection devices
- Kubota Euro stage V emission

## OPTIONS

- Solid non-marking tires
- Tool tray
- Platform working light
- AC power to the platform
- Platform anti-collision device



Work Curve Graph



Item	Unit	XGA16E
Working Height	m	16.63
Platform Height	m	14.63
Working radius	m	8.82
Lift capacity	kg	256/350
1st Boom luffing range	°	0~+65
2nd Boom luffing range	°	-11~+75
Fly jib luffing range	°	-60~+70
Turntable rotation	°	355
Platform rotation	°	160
Tailswing	mm	0
Drive Speed	km/h	5.5
Turning Radius (inside)	m	1.9
Turning Radius (outside)	m	4.7
Ground clearance	mm	300
Gradeability	%	45
Tires	-	33×12 solid tire
Power source	-	Kubota V2403
Rated power	kW(r/min)	36.8/2700
Fuel tank	L	65
Hydraulic tank	L	85
Weight	kg	7600
Platform size	mm	1830×760
a Length	mm	6850
b Width	mm	2320
c Height	mm	2380
d Wheelbase	mm	2360

# XGA18E

Articulated boom lift

## FEATURES

### MEASUREMENTS

18m working height  
Up to 256/350kg lift capacity

### PRODUCTIVITY

1.83m×0.76m steel platform  
4 driving wheels  
2 steering wheels  
45% theoretical gradeability  
Axle balance system  
Solid rubber tires  
Platform automatic leveling system  
160° platform rotation  
Fully proportional multi-function controls  
Hydraulic oil cooler  
Drive enable  
Hourmeter record  
Tilt alarm  
Lift and lower alarm  
Drive alarm  
360° continuous turntable rotation  
Lockable turntable cover  
High/Slow speed mode  
Turntable control box  
Engine status display  
Steering lever control  
Flashing beacon  
Emergency power unit  
12V DC emergency power

### POWER

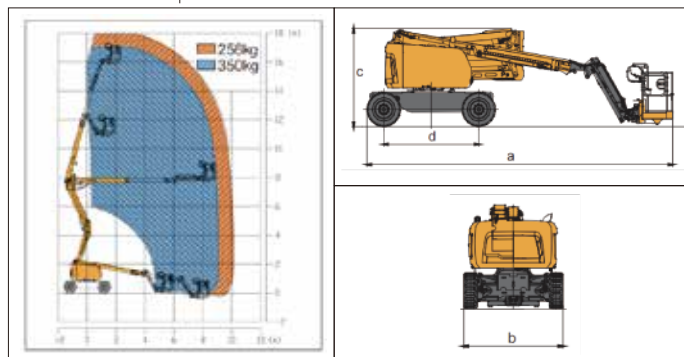
Engine protection devices  
Kubota Euro stage V emission

## OPTIONS

Solid non-marking tires  
Hydraulic oil cooler  
Tool tray  
Platform working light  
AC power to the platform  
Platform anti-collision device



Work Curve Graph



Item	Unit	XGA18E
Working Height	m	18.01
Platform Height	m	16.01
Working radius	m	10.26
Lift capacity	kg	256/350
1st Boom luffing range	°	0~+65
2nd Boom luffing range	°	-11~+75
Fly jib luffing range	°	-60~+70
Turntable rotation	°	360
Platform rotation	°	160
Tailswing	mm	0
Drive Speed	km/h	5.5
Turning Radius (inside)	m	1.9
Turning Radius (outside)	m	4.7
Ground clearance	mm	300
Gradeability	%	45
Tires	-	33×12 solid tire
Power source	-	Kubota V2403
Rated power	kW(r/min)	36.8/2700
Fuel tank	L	65
Hydraulic tank	L	85
Weight	kg	8700
Platform size	mm	1830×760
a Length	mm	7640
b Width	mm	2320
c Height	mm	2380
d Wheelbase	mm	2360

# XGA20E

Articulated boom lift

## FEATURES

### MEASUREMENTS

20.63m working height  
Up to 256/350kg lift capacity

### PRODUCTIVITY

- 1.83m×0.76m steel platform
- 4 driving wheels
- 2 steering wheels
- 45% theoretical gradeability
- Axle balance system
- Solid rubber tires
- Platform automatic leveling system
- 160° platform rotation
- Fully proportional multi-function controls
- Hydraulic oil cooler
- Drive enable
- Hourmeter record
- Tilt alarm
- Lift and lower alarm
- Drive alarm
- 360° continuous turntable rotation
- Lockable turntable cover
- High/Slow speed mode
- Turntable control box
- Engine status display
- Steering lever control
- Flashing beacon
- Emergency power unit
- 12V DC emergency power

### POWER

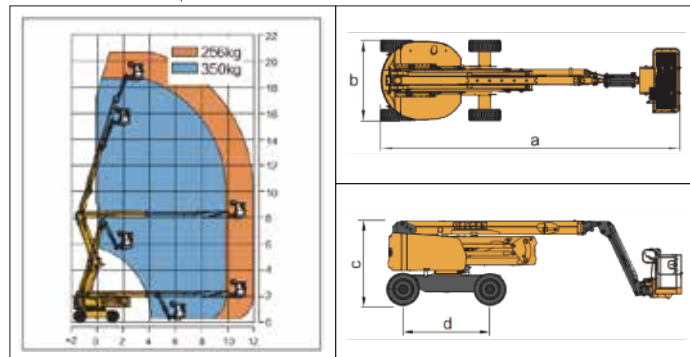
- Engine protection devices
- Kubota Euro stage V emission

## OPTIONS

- Foam-filled rough terrain tires
- Hydraulic oil cooler
- Tool tray
- Platform working light
- AC power to the platform
- Platform anti-collision device



Work Curve Graph



Item	Unit	XGA20E
Working Height	m	20.63
Platform Height	m	18.63
Working radius	m	12.08
Lift capacity	kg	256/350
1st Boom luffing range	°	0~+72
2nd Boom luffing range	°	0~+73
Fly jib luffing range	°	-65~+70
Turntable rotation	°	360
Platform rotation	°	160
Tailswing	mm	540
Drive Speed	km/h	5.5
Turning Radius (inside)	m	2.3
Turning Radius (outside)	m	5
Ground clearance	mm	330
Gradeability	%	45
Tires	-	36×14-20 solid tire
Power source	-	Kubota V2403
Rated power	kW(r/min)	36.8/2700
Fuel tank	L	90
Hydraulic tank	L	120
Weight	kg	9900
Platform size	mm	1830×760
a Length	mm	8520
b Width	mm	2300
c Height	mm	2400
d Wheelbase	mm	2500

# XGA16ACE

## Articulated boom lift



### FEATURES

#### MEASUREMENTS

15.8m working height  
Up to 227kg lift capacity

#### PRODUCTIVITY

1.4m×0.7m platform  
2 driving wheels  
2 steering wheels  
30% theoretical gradeability  
Solid rubber tires  
Platform automatic leveling system  
160° platform rotation  
Fully proportional multi-function controls  
Drive enable  
Horn  
Hourmeter record  
Tilt alarm  
Lift and lower alarm  
Drive alarm  
355° non-continuous turntable rotation  
Lockable turntable cover  
High/Slow speed mode  
Flashing beacon

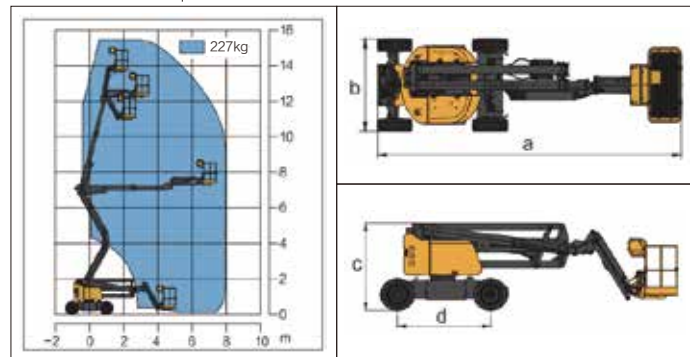
#### POWER

3.3kw/32V AC drive motors  
420Ah/48V DC power source

### OPTIONS

Solid non-marking tires  
Tool tray  
Platform working light  
AC power to the platform  
Platform anti-collision device

Work Curve Graph



Item	Unit	XGA16ACE
Working Height	m	15.8
Platform Height	m	13.8
Working radius	m	8.2
Lift capacity	kg	227
1st Boom luffing range	°	0~+60
2nd Boom luffing range	°	-8~+75
Fly jib luffing range	°	-60~+80
Turntable rotation	°	355
Platform rotation	°	160
Tailswing	mm	0
Drive Speed	km / h	5.2
Turning Radius (inside)	m	1.1
Turning Radius (outside)	m	3.3
Ground clearance	mm	210
Gradeability	%	30
Tires	-	250-15 solid tire
Control system	-	12V DC proportional control
Emergency control unit	-	12V DC battery
Power source	V/Ah	48/420(DC)
Main power unit	kW / V	4/48(DC)
Auxiliary power unit	kW / V	2.2/24(DC)
Drive Motor	kW / V	3.3/32(AC)
Hydraulic tank	L	20
Weight	kg	6900
Platform size	mm	1400×700
a Length	mm	6600
b Width	mm	1750
c Height	mm	2000
d Wheelbase	mm	2010

# XGA18ACE

Articulated boom lift



## FEATURES

### MEASUREMENTS

18m working height  
Up to 256/350kg lift capacity

### PRODUCTIVITY

1.8m×0.76m steel platform  
2 driving wheels  
2 steering wheels  
30% theoretical gradeability  
Solid rubber tires  
Platform automatic leveling system  
160° platform rotation  
Fully proportional multi-function controls  
Drive enable  
Horn  
Hourmeter record  
Tilt alarm  
Lift and lower alarm  
Drive alarm  
355° non-continuous turntable rotation  
Lockable turntable cover  
High/Slow speed mode  
Flashing beacon

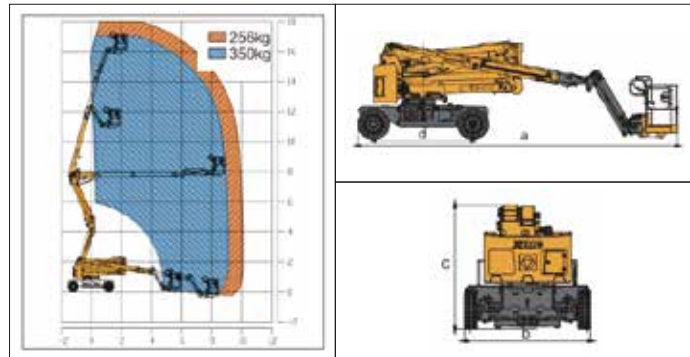
### POWER

3.3kw/32V AC drive motors  
420Ah/48V DC power source

## OPTIONS

Solid non-marking tires  
Tool tray  
Platform working light  
AC power to the platform  
Platform anti-collision device  
Axle balance system

Work Curve Graph



Item	Unit	XGA18ACE
Working Height	m	18
Platform Height	m	16
Working radius	m	10.1
Lift capacity	kg	256/350
1st Boom luffing range	°	0~+65
2nd Boom luffing range	°	-11~+75
Fly jib luffing range	°	-60~+70
Turntable rotation	°	355
Platform rotation	°	160
Tailswing	mm	0
Drive Speed	km / h	4.8
Turning Radius (inside)	m	3.2
Turning Radius (outside)	m	4.7
Ground clearance	mm	250
Gradeability	%	30
Tires	-	250-15 solid tire
Control system	-	12V DC proportional control
Emergency control unit	-	12V DC battery
Power source	V/Ah	48/420(DC)
Main power unit	kW / V	12/32(AC)
Auxiliary power unit	kW / V	2.3/12(DC)
Drive Motor	kW / V	3.3/32(AC)
Hydraulic tank	L	82
Weight	kg	8600
Platform size	mm	1800×760
a Length	mm	7575
b Width	mm	2320
c Height	mm	2350
d Wheelbase	mm	2360

# XGA20ACE

## Articulated boom lift

### FEATURES

### MEASUREMENTS

20.6m working height  
Up to 256/350kg (limited/unlimited) lift capacity

### PRODUCTIVITY

1.8m×0.76m steel platform  
4 driving wheels  
2 steering wheels  
45% theoretical gradeability  
Solid non-marking tires  
Platform automatic leveling system  
160° platform rotation  
Fully proportional multi-function controls  
Drive enable  
Horn  
Hourmeter record  
Tilt alarm  
Lift and lower alarm  
Drive alarm  
360° continuous turntable rotation  
Lockable turntable cover  
High/Slow speed mode  
Flashing beacon  
Axle balance system

### POWER

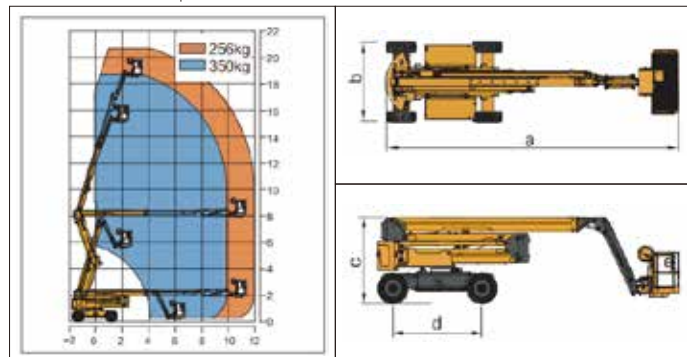
3.3kw/32V AC drive motors  
420Ah/48V DC power source

### OPTIONS

Foam-filled rough terrain tires  
Tool tray  
Platform working light  
AC power to the platform



Work Curve Graph



Item	Unit	XGA20ACE
Working Height	m	20.6
Platform Height	m	18.6
Working radius	m	11.98
Lift capacity	kg	256/350
1st Boom luffing range	°	0~+72
2nd Boom luffing range	°	0~+73
Fly jib luffing range	°	-64~+70
Turntable rotation	°	360
Platform rotation	°	160
Tailswing	mm	560
Drive Speed	km / h	4.8
Turning Radius (inside)	m	3.4
Turning Radius (outside)	m	5
Ground clearance	mm	300
Gradeability	%	45
Tires	-	Non-marking tire
Control system	-	12V DC proportional control
Emergency control unit	-	12V DC battery
Power source	V/Ah	48/420(DC)
Main power unit	kW / V	12/32(AC)
Auxiliary power unit	kW / V	2.3/12(DC)
Drive Motor	kW / V	3.3/32(AC)
Hydraulic tank	L	82
Weight	kg	9100
Platform size	mm	1800×760
a Length	mm	8490
b Width	mm	2490
c Height	mm	2380
d Wheelbase	mm	2500

# SCISSOR LIFT

## MODEL SPECTRUM



XG1523RT XG1823RT XG0807AEW XG0807AC/XG0807ACW XG1008AC/XG1012AC XG1212AC/XG1412AC/XG1614AC XG0807HD/XG0807HDW



XG1008HD/XG1012HD XG1212HD/XG1412HD/XG1614HD XG0607DC XG0608DC XG0807DC/XG0807DCW XG1008DC/XG1012DC XG1212DC/XG1412DC/XG1614DC

## HIGHLIGHTS

### Environment friendly

Efficient and energy-saving power driving system results in zero emission and less noise; non-trace tires enable the machine to work in closed environment, such as office building, hospital and school, which reduces impact on environment to the minimum.



### Safety

Safety protection mechanism including pit protection mechanism together with self-designed safety control system meets customers' needs on safety, reliability and intelligent functions via human-concerned design, complete protection and rich options.



### Flexible

Excellent steering mechanism layout for zero turning radius, making easier and efficient scene change.



### Stability

Optimized gravity design for safety of the whole machine, resulting in comfortable and easier aerial operation.



### Compact

Compact design, foldable platform enables easier transport and scene change.



# XG1523RT

## Rough terrain scissor lift

### FEATURES

#### PRODUCTIVITY

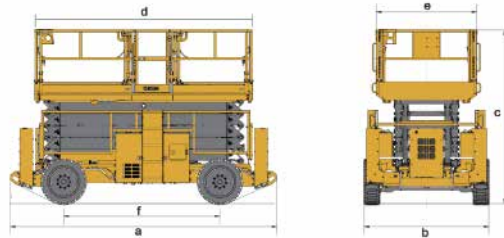
- 15m working height
- Up to 680kg lift capacity
- 4 driving wheels
- 40% theoretical gradeability
- Outrigger leveling system
- Both platform and ground control panel with emergency stop button
- 4-wheel multi-disc brakes
- Solid rough terrain tires
- Hourmeter record
- Tilt alarm
- Lift and lower alarm
- Horn
- Dual flashing beacons
- Drive alarm
- Overload alarm

#### POWER

- 12V DC emergency power
- Kubota Euro stage V emission
- 115L hydraulic oil tank
- 115L diesel fuel tank

### OPTIONS

- Axle balance system
- The lower frame protection device
- Platform working light
- AC power to the platform



Item	Unit	XG1523RT
Lift capacity	kg	680
Lift capacity of auxiliary platform	kg	230
Occupant Capacity	-	7
Working height	m	15
Platform height	m	13
Length of auxiliary platform	mm	1450/1140
Ground clearance	mm	253
Turning radius(inside/outside)	m	2.5/5.6
Drive speed-full retracted	km/h	6.1
Drive speed-full extended	km/h	1.1
Lift/Lower time	s	45/45
Gradeability	%	40
Tilt alarm(side/forward and backward)	°	2/3
Power source	-	Kubota V2403
Rated power	kW/(r/min)	36.8/2700
Tires	-	33 × 12-20
Fuel tank	L	115
Hydraulic tank	L	115
Weight	kg	7250
a Length(without ladder)	mm	4860(3980)
b Width	mm	2286
c Height(platform folded)	mm	2950(2290)
d x e Platform size(Length x Width)	mm	3980 × 1830
f Wheelbase	mm	2850

# XG1823RT

## Rough terrain scissor lift

### FEATURES

#### PRODUCTIVITY

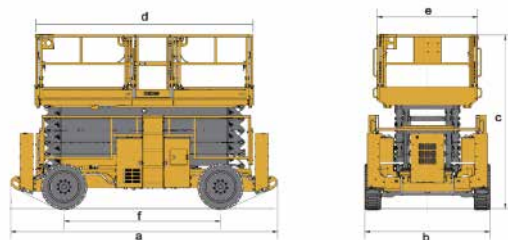
- 18.1m working height
- Up to 680kg lift capacity
- 4 driving wheels
- 40% theoretical gradeability
- Outrigger leveling system
- Both platform and ground control panel with emergency stop button
- 4-wheel multi-disc brakes
- Solid rough terrain tires
- Hourmeter record
- Tilt alarm
- Lift and lower alarm
- Horn
- Dual flashing beacons
- Drive alarm
- Overload alarm

#### POWER

- 12V DC emergency power
- Kubota Euro stage V emission
- 115L hydraulic oil tank
- 115L diesel fuel tank

### OPTIONS

- Axle balance system
- The lower frame protection device
- Platform working light
- AC power to the platform



Item	Unit	XG1823RT
Lift capacity	kg	680
Lift capacity of auxiliary platform	kg	230
Occupant Capacity	-	4
Working height	m	18.1
Platform height	m	16.1
Length of auxiliary platform	mm	1450/1140
Ground clearance	mm	253
Turning radius(inside/outside)	m	2.5/5.6
Drive speed-full retracted	km/h	6.1
Drive speed-full extended	km/h	1.1
Lift/Lower time	s	55/55
Gradeability	%	40
Tilt alarm(side/forward and backward)	°	2/3
Power source	-	Kubota V2403
Rated power	kW/(r/min)	36.8/2700
Tires	-	33 × 12-20
Fuel tank	L	115
Hydraulic tank	L	115
Weight	kg	8000
a Length(without ladder)	mm	4860(3980)
b Width	mm	2286
c Height(platform folded)	mm	3170(2510)
d x e Platform size(Length x Width)	mm	3980 × 1830
f Wheelbase	mm	2850

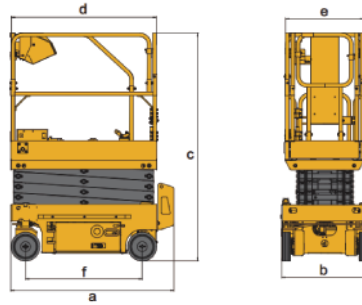
# XG0807AEW

## Scissor lift

### FEATURES

#### PRODUCTIVITY

- 2 front driving wheels
- 25% theoretical gradeability
- Battery charge indicator and diagnostic display
- Manual platform lowering valve
- Both platform and ground control panel with emergency stop button
- Front wheel multi-disc brakes
- Manual brake release
- Solid non-marking tires
- Mobile pothole protection
- Tilt alarm
- Hourmeter record
- Lift and lower alarm
- Horn
- Dual flashing beacons
- Drive alarm
- Overload alarm



### OPTIONS

- Platform working light
- Air-line to platform
- AC power to the platform
- Lithium battery

Item	Unit	XG0807AEW
Lift capacity	kg	280
Lift capacity of auxiliary platform	kg	115
Occupant Capacity	-	2
Working height	m	7.8
Platform height	m	5.8
Length of auxiliary platform	mm	900
Ground clearance(Pot hole protector – raised/lowered)	mm	65/20
Turning radius(inside/outside)	m	0.02/1.75
Drive motor	kW	0.5
Lift motor	kW	1.4
Drive speed-full retracted	km/h	4.0
Drive speed-full extended	km/h	0.8
Lift/Lower time	s	13 ~ 30/30 ~ 45
Gradeability	%	25
Tilt alarm(side/forward and backward)	°	1.5/3.5
Batteries	V/Ah	2x12/75
Charger	V/A	24/30
Tires	-	323 x 100
Weight	kg	1600
a Length(without ladder)	mm	1900(1680)
b Width	mm	810
c Height(platform folded)	mm	2160(1830)
d x e Platform size(Length x Width)	mm	1670 x 740
f Wheelbase	mm	1360

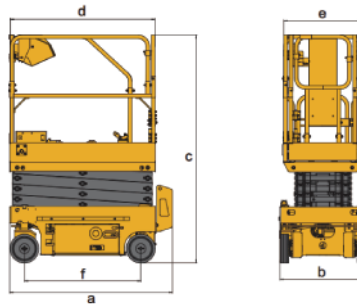
# XG0807AC/XG0807ACW

## Scissor lifts

### FEATURES

#### PRODUCTIVITY

- 2 front driving wheels
- 25% theoretical gradeability
- Battery charge indicator and diagnostic display
- Manual platform lowering valve
- Both platform and ground control panel with emergency stop button
- Front wheel multi-disc brakes
- Manual brake release
- Solid non-marking tires
- Mobile pothole protection
- Tilt alarm
- Hourmeter record
- Lift and lower alarm
- Horn
- Dual flashing beacons
- Drive alarm
- Overload alarm



### OPTIONS

- Platform working light
- Air-line to platform
- AC power to the platform
- Lithium battery

Item	Unit	XG0807AC	XG0807ACW
Lift capacity	kg	230	230
Lift capacity of auxiliary platform	kg	115	115
Occupant Capacity	-	2	2
Working height	m	7.8	7.8
Platform height	m	5.8	5.8
Length of auxiliary platform	mm	900	900
Ground clearance(Pot hole protector – raised/lowered)	mm	71/20	71/20
Turning radius(inside/outside)	m	0/1.75	0/1.75
Drive motor	kW	0.5	0.5
Lift motor	kW	3.3	3.3
Drive speed-full retracted	km/h	4.5	4.5
Drive speed-full extended	km/h	0.8	0.8
Lift/Lower time	s	13~30/25~35	13~30/25~35
Gradeability	%	25	25
Tilt alarm(side/forward and backward)	°	1.5/3	1.5/3
Batteries	V/Ah	4 x 6/280	4 x 6/280
Charger	V/A	24/30	24/30
Tires	-	323 x 100	323 x 100
Weight	kg	1550	1580
a Length(without ladder)	mm	1900(1680)	1900(1680)
b Width	mm	760	810
c Height(platform folded)	mm	2160(1830)	2160(1830)
d x e Platform size(Length x Width)	mm	1670 x 740	1670 x 740
f Wheelbase	mm	1360	1360

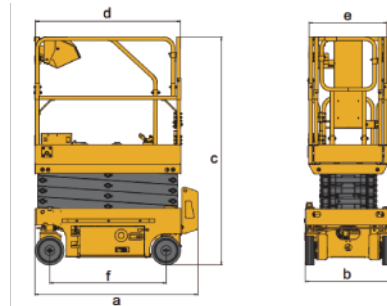
# XG1008AC/XG1012AC

## Scissor lifts

### FEATURES

#### PRODUCTIVITY

- 2 front driving wheels
- 25% theoretical gradeability
- Battery charge indicator and diagnostic display
- Manual platform lowering valve
- Both platform and ground control panel with emergency stop button
- Front wheel multi-disc brakes
- Manual brake release
- Solid non-marking tires
- Mobile pothole protection
- Tilt alarm
- Hourmeter record
- Lift and lower alarm
- Horn
- Dual flashing beacons
- Drive alarm
- Overload alarm



### OPTIONS

- Platform working light
- Air-line to platform
- AC power to the platform
- Lithium battery

Item	Unit	XG1008AC	XG1012AC
Lift capacity	kg	230	450
Lift capacity of auxiliary platform	kg	115	115
Occupant Capacity	-	2	2
Working height	m	10	10
Platform height	m	8	8
Length of auxiliary platform	mm	900	900
Ground clearance(Pot hole protector – raised/lowered)	mm	100/20	110/20
Turning radius(inside/outside)	m	0/2.3	0/2.3
Drive motor	kW	0.87	0.87
Lift motor	kW	3.3	3.3
Drive speed-full retracted	km/h	4.0	4.0
Drive speed-full extended	km/h	0.8	0.8
Lift/Lower time	s	29~40/34~45	29~40/49~60
Gradeability	%	25	25
Tilt alarm(side/forward and backward)	°	1.5/3	1.5/3
Batteries	V/Ah	4 x 6/280	4 x 6/280
Charger	V/A	24/30	24/30
Tires	-	381 x 127	381 x 127
Weight	kg	2260	2680
a Length(without ladder)	mm	2477(2280)	2477(2267)
b Width	mm	810	1170
c Height(platform folded)	mm	2335(2005)	2335(2005)
d x e Platform size(Length x Width)	mm	2270 x 810	2270 x 1120
f Wheelbase	mm	1877	1877

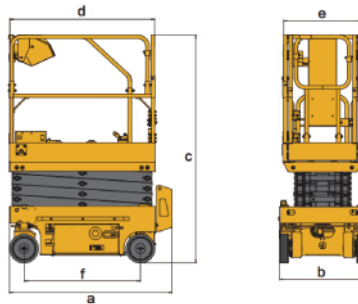
# XG1212AC/XG1412AC/XG1614AC

## Scissor lifts

### FEATURES

#### PRODUCTIVITY

- 2 front driving wheels
- 25% theoretical gradeability
- Battery charge indicator and diagnostic display
- Manual platform lowering valve
- Both platform and ground control panel with emergency stop button
- Front wheel multi-disc brakes
- Manual brake release
- Solid non-marking tires
- Mobile pothole protection
- Tilt alarm
- Hourmeter record
- Lift and lower alarm
- Horn
- Dual flashing beacons
- Drive alarm
- Overload alarm



### OPTIONS

- Platform working light
- Air-line to platform
- AC power to the platform
- Lithium battery

Item	Unit	XG1212AC	XG1412AC	XG1614AC
Lift capacity	kg	320	320	350
Lift capacity of auxiliary platform	kg	115	115	115
Occupant Capacity	-	2	2	2
Working height	m	12	13.8	15.8
Platform height	m	10	11.8	13.8
Length of auxiliary platform	mm	900	900	900
Ground clearance(Pot hole protector – raised/lowered)	mm	100/20	100/20	77.5/20
Turning radius(inside/outside)	m	0/2.3	0/2.3	0/2.65
Drive motor	kW	0.87	0.87	0.87
Lift motor	kW	4.5	4.5	4.5
Drive speed-full retracted	km/h	4.0	4.0	4.0
Drive speed-full extended	km/h	0.8	0.8	0.8
Lift/Lower time	s	50~75/43~65	45~70/52~78	65~82/61~80
Gradeability	%	25	25	25
Tilt alarm(side/forward and backward)	°	1.5/3	1.5/3	1.5/3
Batteries	V/Ah	4 x 6/280	4 x 6/280	4 x 6/280
Charger	V/A	24/30	24/30	24/30
Tires	-	381 x 127	381 x 127	381 x 127
Weight	kg	3000	3150	3680
a Length(without ladder)	mm	2477(2267)	2477(2267)	2840(2630)
b Width	mm	1170	1190	1390
c Height(platform folded)	mm	2480(1930)	2610(2060)	2721(2175)
d x e Platform size(Length x Width)	mm	2277 x 1120	2277 x 1120	2640 x 1120
f Wheelbase	mm	1877	1877	2240

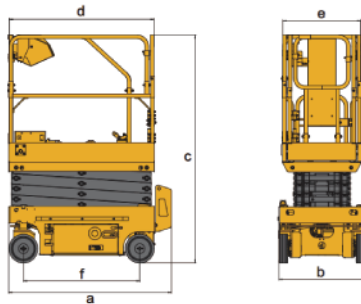
# XG0807HD/XG0807HDW

## Scissor lifts

### FEATURES

#### PRODUCTIVITY

- 2 front driving wheels
- 25% theoretical gradeability
- Battery charge indicator and diagnostic display
- Manual platform lowering valve
- Both platform and ground control panel with emergency stop button
- Front wheel multi-disc brakes
- Manual brake release
- Solid non-marking tires
- Mobile pothole protection
- Tilt alarm
- Hourmeter record
- Lift and lower alarm
- Horn
- Dual flashing beacons
- Drive alarm
- Overload alarm



### OPTIONS

- Platform working light
- Air-line to platform
- AC power to the platform
- Lithium battery

Item	Unit	XG0807HD	XG0807HDW
Lift capacity	kg	230	230
Lift capacity of auxiliary platform	kg	115	115
Occupant Capacity	-	2	2
Working height	m	7.8	7.8
Platform height	m	5.8	5.8
Length of auxiliary platform	mm	900	900
Ground clearance(Pot hole protector – raised/lowered)	mm	71/20	71/20
Turning radius(inside/outside)	m	0/1.75	0/1.75
Lift motor	kW	3.3	3.3
Drive speed-full retracted	km/h	3	3
Drive speed-full extended	km/h	0.8	0.8
Lift/Lower time	s	13~30/25~35	13~30/25~35
Gradeability	%	25	25
Tilt alarm(side/forward and backward)	°	1.5/3	1.5/3
Batteries	V/Ah	4 x 6/280	4 x 6/280
Charger	V/A	24/30	24/30
Tires	-	323 x 100	323 x 100
Weight	kg	1550	1580
a Length(without ladder)	mm	1900(1680)	1900(1680)
b Width	mm	760	810
c Height(platform folded)	mm	2160(1830)	2160(1830)
d x e Platform size(Length x Width)	mm	1670 x 740	1670 x 740
f Wheelbase	mm	1360	1360

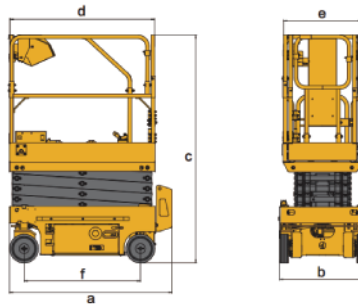
# XG1008HD/XG1012HD

## Scissor lifts

### FEATURES

#### PRODUCTIVITY

- 2 front driving wheels
- 25% theoretical gradeability
- Battery charge indicator and diagnostic display
- Manual platform lowering valve
- Both platform and ground control panel with emergency stop button
- Front wheel multi-disc brakes
- Manual brake release
- Solid non-marking tires
- Mobile pothole protection
- Tilt alarm
- Hourmeter record
- Lift and lower alarm
- Horn
- Dual flashing beacons
- Drive alarm
- Overload alarm



### OPTIONS

- Platform working light
- Air-line to platform
- AC power to the platform
- Lithium battery

Item	Unit	XG1008HD	XG1012HD
Lift capacity	kg	230	450
Lift capacity of auxiliary platform	kg	115	115
Occupant Capacity	-	2	2
Working height	m	10	10
Platform height	m	8	8
Length of auxiliary platform	mm	900	900
Ground clearance(Pot hole protector – raised/lowered)	mm	100/20	110/20
Turning radius(inside/outside)	m	0/2.3	0/2.3
Lift motor	kW	3.3	3.3
Drive speed-full retracted	km/h	3.5	3.5
Drive speed-full extended	km/h	0.8	0.8
Lift/Lower time	s	29~40/34~45	29~40/49~60
Gradeability	%	25	25
Tilt alarm(side/forward and backward)	°	1.5/3	1.5/3
Batteries	V/Ah	4 x 6/280	4 x 6/280
Charger	V/A	24/30	24/30
Tires	-	381 x 127	381 x 127
Weight	kg	2260	2680
a Length(without ladder)	mm	2477(2280)	2477(2267)
b Width	mm	810	1170
c Height(platform folded)	mm	2335(2005)	2335(2005)
d x e Platform size(Length x Width)	mm	2270 x 810	2277 x 1120
f Wheelbase	mm	1877	1877

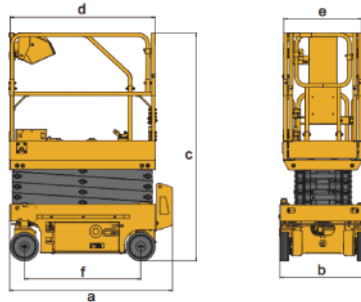
# XG1212HD/XG1412HD/XG1614HD

## Scissor lifts

### FEATURES

#### PRODUCTIVITY

- 2 front driving wheels
- 25% theoretical gradeability
- Battery charge indicator and diagnostic display
- Manual platform lowering valve
- Both platform and ground control panel with emergency stop button
- Front wheel multi-disc brakes
- Manual brake release
- Solid non-marking tires
- Mobile pothole protection
- Tilt alarm
- Hourmeter record
- Lift and lower alarm
- Horn
- Dual flashing beacons
- Drive alarm
- Overload alarm



### OPTIONS

- Platform working light
- Air-line to platform
- AC power to the platform
- Lithium battery

Item	Unit	XG1212HD	XG1412HD	XG1614HD
Lift capacity	kg	320	320	350
Lift capacity of auxiliary platform	kg	115	115	115
Occupant Capacity	-	2	2	2
Working height	m	12	13.8	15.8
Platform height	m	10	11.8	13.8
Length of auxiliary platform	mm	900	900	900
Ground clearance(Pot hole protector – raised/lowered)	mm	100/20	100/20	77.5/20
Turning radius(inside/outside)	m	0/2.3	0/2.3	0/2.65
Lift motor	kW	4.5	4.5	4.5
Drive speed-full retracted	km/h	3.2	3.2	3
Drive speed-full extended	km/h	0.8	0.8	0.8
Lift/Lower time	s	50~75/43~65	45~70/52~78	65~82/61~80
Gradeability	%	25	25	25
Tilt alarm(side/forward and backward)	°	1.5/3	1.5/3	1.5/3
Batteries	V/Ah	4 x 6/280	4 x 6/280	4 x 6/280
Charger	V/A	24/30	24/30	24/30
Tires	-	381 x 127	381 x 127	381 x 127
Weight	kg	3000	3150	3680
a Length(without ladder)	mm	2477(2267)	2477(2267)	2840(2630)
b Width	mm	1170	1190	1390
c Height(platform folded)	mm	2480(1930)	2610(2060)	2721(2175)
d x e Platform size(Length x Width)	mm	2277 x 1120	2277 x 1120	2640 x 1120
f Wheelbase	mm	1877	1877	2240

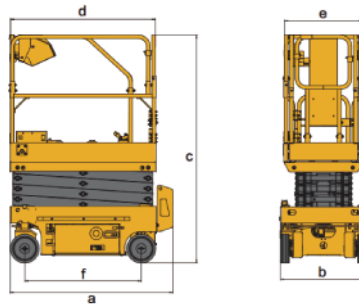
# XG0607DC

## Scissor lift

### FEATURES

#### PRODUCTIVITY

- 2 rear driving wheels
- 25% theoretical gradeability
- Battery charge indicator and diagnostic display
- Manual platform lowering valve
- Both platform and ground control panel with emergency stop button
- Rear wheel multi-disc brakes
- Manual brake release
- Solid non-marking tires
- Mobile pothole protection
- Tilt alarm
- Hourmeter record
- Lift and lower alarm
- Horn
- Dual flashing beacons
- Drive alarm
- Overload alarm



### OPTIONS

- Platform working light
- Air-line to platform
- AC power to the platform
- Lithium battery

Item	Unit	XG0607DC
Lift capacity	kg	240
Lift capacity of auxiliary platform	kg	100
Occupant Capacity	-	2
Working height	m	5.9
Platform height	m	3.9
Length of auxiliary platform	mm	600
Ground clearance(Pot hole protector – raised/lowered)	mm	65/15
Turning radius(inside/outside)	m	0.4/1.55
Drive motor	kW	0.45
Lift motor	kW	1.3
Drive speed-full retracted	km/h	4.0
Drive speed-full extended	km/h	0.5
Lift/Lower time	s	27~37/23~33
Gradeability	%	25
Tilt alarm(side/forward and backward)	°	1.5/3
Batteries	V/Ah	2 x 12/75
Charger	V/A	24/15
Tires	-	254 x 76
Weight	kg	900
a Length(without ladder)	mm	1450(1290)
b Width	mm	760
c Height(platform folded)	mm	2020(1660)
d x e Platform size(Length x Width)	mm	1290 x 700
f Wheelbase	mm	1030

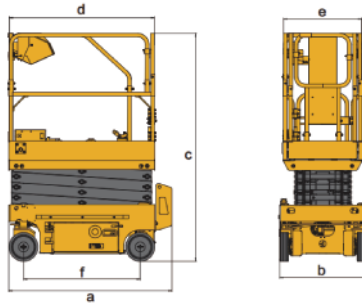
# XG0608DC

## Scissor lift

### FEATURES

#### PRODUCTIVITY

- 2 rear driving wheels
- 25% theoretical gradeability
- Battery charge indicator and diagnostic display
- Manual platform lowering valve
- Both platform and ground control panel with emergency stop button
- Rear wheel multi-disc brakes
- Manual brake release
- Solid non-marking tires
- Mobile pothole protection
- Tilt alarm
- Hourmeter record
- Lift and lower alarm
- Horn
- Dual flashing beacons
- Drive alarm
- Overload alarm



### OPTIONS

- Platform working light
- Air-line to platform
- AC power to the platform
- Lithium battery

Item	Unit	XG0608DC
Lift capacity	kg	240
Lift capacity of auxiliary platform	kg	120
Occupant Capacity	-	2
Working height	m	6.6
Platform height	m	4.6
Length of auxiliary platform	mm	600
Ground clearance(Pot hole protector – raised/lowered)	mm	58/24
Turning radius(inside/outside)	m	0.45/1.6
Drive motor	kW	0.55
Lift motor	kW	1.3
Drive speed-full retracted	km/h	4.0
Drive speed-full extended	km/h	0.5
Lift/Lower time	s	28~38/24~34
Gradeability	%	25
Tilt alarm(side/forward and backward)	°	1.5/3
Batteries	V/Ah	2 x 12/75
Charger	V/A	24/15
Tires	-	254 x 76
Weight	kg	1040
a Length(without ladder)	mm	1558(1390)
b Width	mm	810
c Height(platform folded)	mm	2020(1660)
d x e Platform size(Length x Width)	mm	1370 x 700
f Wheelbase	mm	1130

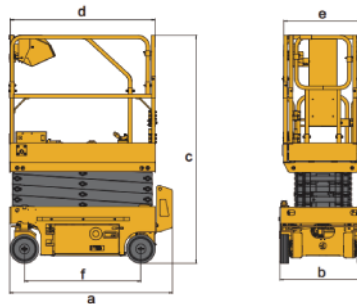
# XG0807DC/XG0807DCW

## Scissor lifts

### FEATURES

#### PRODUCTIVITY

- 2 front driving wheels
- 25% theoretical gradeability
- Battery charge indicator and diagnostic display
- Manual platform lowering valve
- Both platform and ground control panel with emergency stop button
- Front wheel multi-disc brakes
- Manual brake release
- Solid non-marking tires
- Mobile pothole protection
- Tilt alarm
- Hourmeter record
- Lift and lower alarm
- Horn
- Dual flashing beacons
- Drive alarm
- Overload alarm



### OPTIONS

- Platform working light
- Air-line to platform
- AC power to the platform
- Lithium battery

Item	Unit	XG0807DC	XG0807DCW
Lift capacity	kg	230	230
Lift capacity of auxiliary platform	kg	115	115
Occupant Capacity	-	2	2
Working height	m	7.8	7.8
Platform height	m	5.8	5.8
Length of auxiliary platform	mm	900	900
Ground clearance(Pot hole protector – raised/lowered)	mm	71/20	71/20
Turning radius(inside/outside)	m	0/1.75	0/1.75
Drive motor	kW	0.75	0.75
Lift motor	kW	3.3	3.3
Drive speed-full retracted	km/h	4.5	4.5
Drive speed-full extended	km/h	0.8	0.8
Lift/Lower time	s	13~30/25~35	13~30/25~35
Gradeability	%	25	25
Tilt alarm(side/forward and backward)	°	1.5/3	1.5/3
Batteries	V/Ah	4 x 6/280	4 x 6/280
Charger	V/A	24/30	24/30
Tires	-	323 x 100	323 x 100
Weight	kg	1550	1580
a Length(without ladder)	mm	1900(1680)	1900(1680)
b Width	mm	760	810
c Height(platform folded)	mm	2160(1830)	2160(1830)
d x e Platform size(Length x Width)	mm	1670 x 740	1670 x 740
f Wheelbase	mm	1360	1360

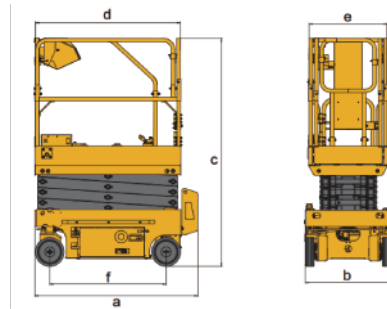
# XG1008DC/XG1012DC

## Scissor lifts

### FEATURES

#### PRODUCTIVITY

- 2 front driving wheels
- 25% theoretical gradeability
- Battery charge indicator and diagnostic display
- Manual platform lowering valve
- Both platform and ground control panel with emergency stop button
- Front wheel multi-disc brakes
- Manual brake release
- Solid non-marking tires
- Mobile pothole protection
- Tilt alarm
- Hourmeter record
- Lift and lower alarm
- Horn
- Dual flashing beacons
- Drive alarm
- Overload alarm



### OPTIONS

- Platform working light
- Air-line to platform
- AC power to the platform
- Lithium battery

Item	Unit	XG1008DC	XG1012DC
Lift capacity	kg	230	450
Lift capacity of auxiliary platform	kg	115	115
Occupant Capacity	-	2	2
Working height	m	10	10
Platform height	m	8	8
Length of auxiliary platform	mm	900	900
Ground clearance(Pot hole protector – raised/lowered)	mm	100/20	110/20
Turning radius(inside/outside)	m	0/2.3	0/2.3
Drive motor	kW	0.75	0.75
Lift motor	kW	3.3	3.3
Drive speed-full retracted	km/h	4.0	4.0
Drive speed-full extended	km/h	0.8	0.8
Lift/Lower time	s	29~40/34~45	29~40/49~60
Gradeability	%	25	25
Tilt alarm(side/forward and backward)	°	1.5/3	1.5/3
Batteries	V/Ah	4 x 6/280	4 x 6/280
Charger	V/A	24/30	24/30
Tires	-	381 x 127	381 x 127
Weight	kg	2260	2680
a Length(without ladder)	mm	2477(2280)	2477(2267)
b Width	mm	810	1170
c Height(platform folded)	mm	2335(2005)	2335(2005)
d x e Platform size(Length x Width)	mm	2270 x 810	2270 x 1120
f Wheelbase	mm	1877	1877

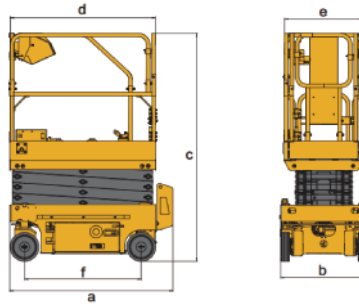
# XG1212DC/XG1412DC/XG1614DC

## Scissor lifts

### FEATURES

#### PRODUCTIVITY

- 2 front driving wheels
- 25% theoretical gradeability
- Battery charge indicator and diagnostic display
- Manual platform lowering valve
- Both platform and ground control panel with emergency stop button
- Front wheel multi-disc brakes
- Manual brake release
- Solid non-marking tires
- Mobile pothole protection
- Tilt alarm
- Hourmeter record
- Lift and lower alarm
- Horn
- Dual flashing beacons
- Drive alarm
- Overload alarm



### OPTIONS

- Platform working light
- Air-line to platform
- AC power to the platform
- Lithium battery

Item	Unit	XG1212DC	XG1412DC	XG1614DC
Lift capacity	kg	320	320	350
Lift capacity of auxiliary platform	kg	115	115	115
Occupant Capacity	-	2	2	2
Working height	m	12	13.8	15.8
Platform height	m	10	11.8	13.8
Length of auxiliary platform	mm	900	900	900
Ground clearance(Pot hole protector – raised/lowered)	mm	100/20	100/20	77.5/20
Turning radius(inside/outside)	m	0/2.3	0/2.3	0/2.65
Drive motor	kW	0.75	0.75	0.75
Lift motor(DC/AC)	kW	4.5	4.5	4.5
Drive speed-full retracted	km/h	4.0	4.0	4.0
Drive speed-full extended	km/h	0.8	0.8	0.8
Lift/Lower time	s	50~75/43~65	45~70/52~78	65~82/61~80
Gradeability	%	25	25	25
Tilt alarm(side/forward and backward)	°	1.5/3	1.5/3	1.5/3
Batteries	V/Ah	4 x 6/280	4 x 6/280	4 x 6/280
Charger	V/A	24/30	24/30	24/30
Tires	-	381 x 127	381 x 127	381 x 127
Weight	kg	2900	3100	3700
a Length(without ladder)	mm	2477(2267)	2477(2267)	2840(2630)
b Width	mm	1170	1190	1390
c Height(platform folded)	mm	2480(1930)	2610(2060)	2721(2175)
d x e Platform size(Length x Width)	mm	2277 x 1120	2277 x 1120	2640 x 1120
f Wheelbase	mm	1877	1877	2240

# CONSTRUCTION CASES



# MARKETING & SERVICE



2020 Bauma China



2021 SMOPYC



2021 APEX Asia

